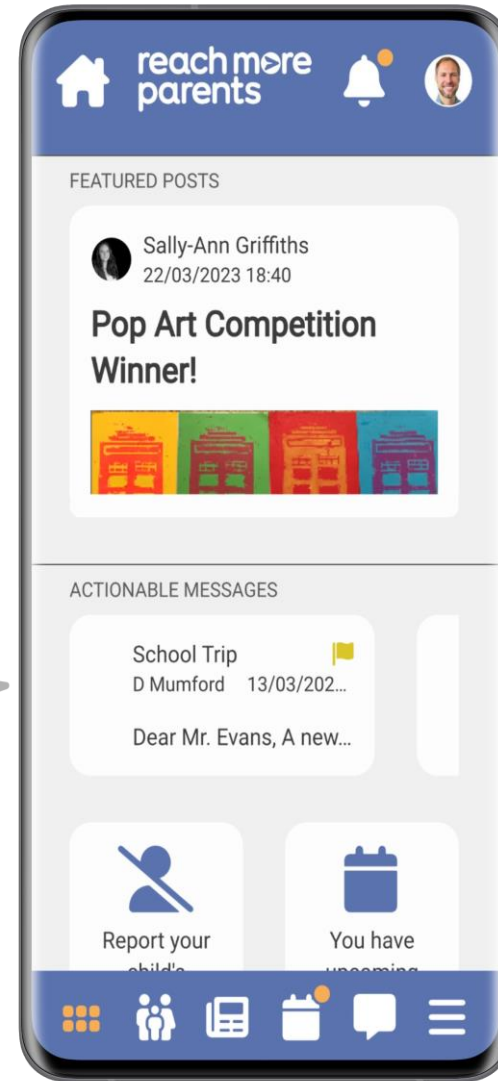


Oaklands Junior School are using more features of this app.

Explore the icons and see what is available!



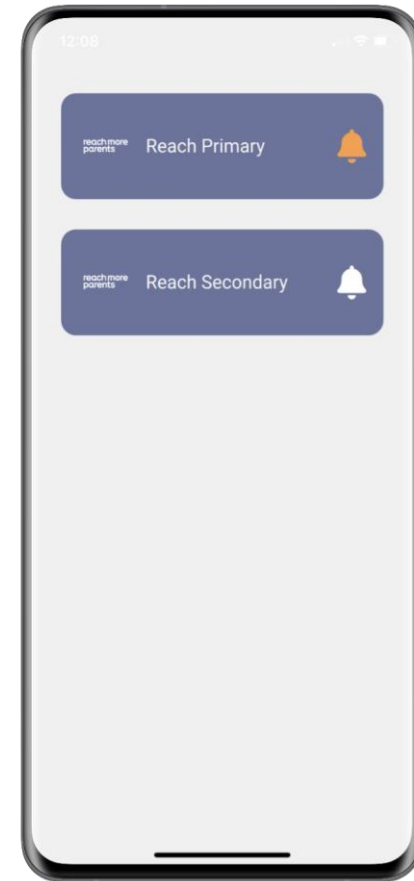
Navigation

School Selector

You can easily select between the different schools your children may be attending.

Upon opening the app, simply select which school you want to view information from.

Parents with children at only one school will bypass this and automatically see the Oaklands Junior School dashboard page.



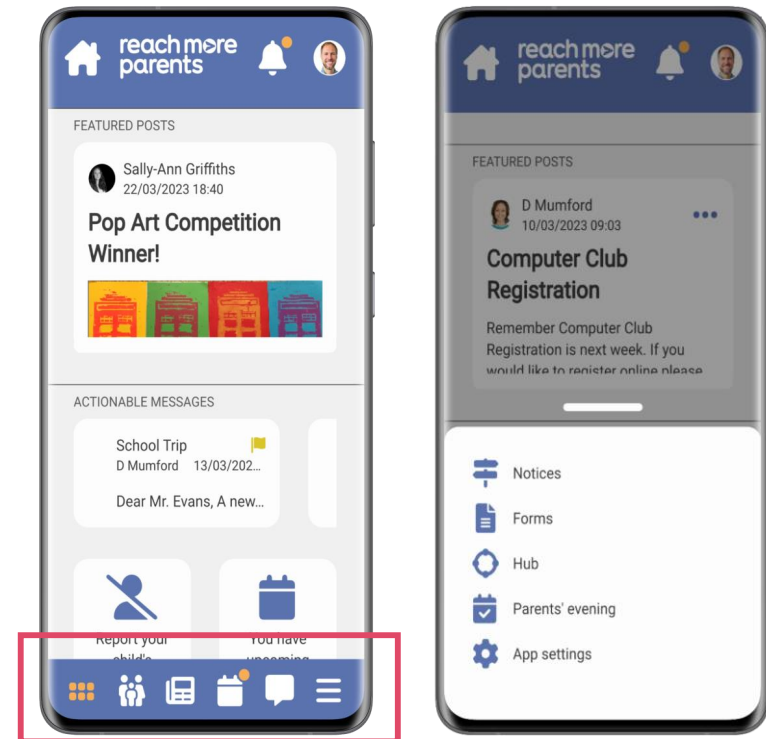
Navigation

Bottom Navigation Bar

The bottom navigation bar contains the most common features used by parents.

There is also an additional ‘hamburger’ navigation menu (last icon on the bottom navigation bar) where less common features can be found. This includes app settings where you can personalise the app to give you notifications (audible and/or visual) when you receive letters, forms etc.

The ‘Hub’ currently gives you links to Payments and the School Website.



Navigation

Icons



Dashboard
Quick Access to
Important Information



Parent Section
Information About
Your Child



**News Feed – Not
Currently in Use**
News and Updates
from School



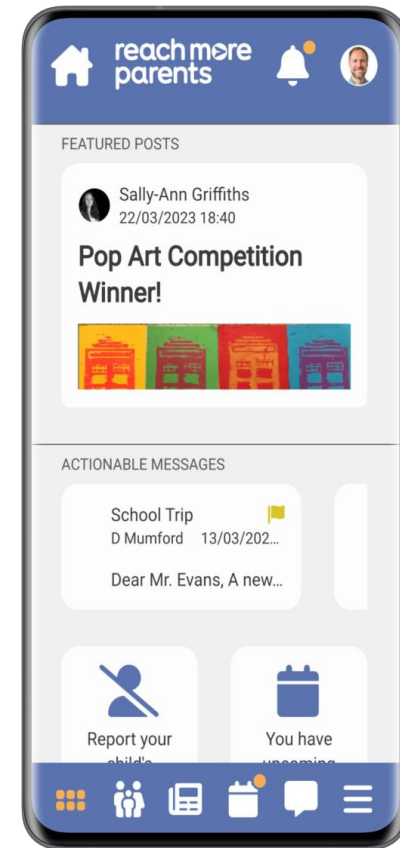
Calendar
School events



Messages
Communications
from School



**(Hamburger)
Menu**
Access to Additional
Features



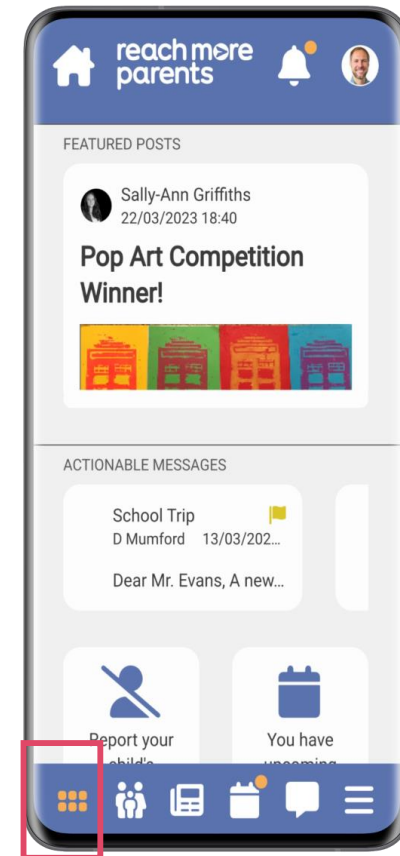
Navigation

Dashboard

For busy parents who want to see important information you need to act on, the dashboard highlights these.

If you only have children at the Junior School you will view the 'Report your child's absence' icon on the front page.

It will also display, for example, upcoming events and content requiring a parental response, such as consent forms.



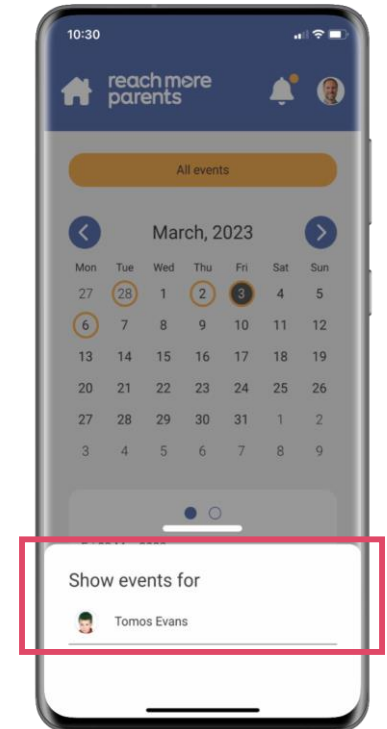
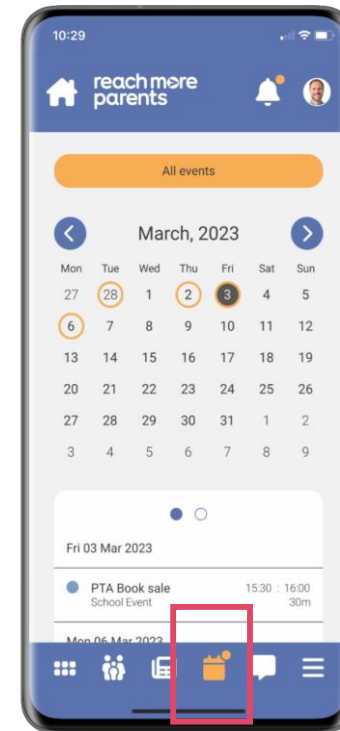
Features

Calendar

Parents with children at more than one school can filter calendar events by an individual child.

Oaklands Junior School prefix their calendar events with OJS.

You can integrate this calendar into your mobile calendar by accessing settings via the 'hamburger' icon.



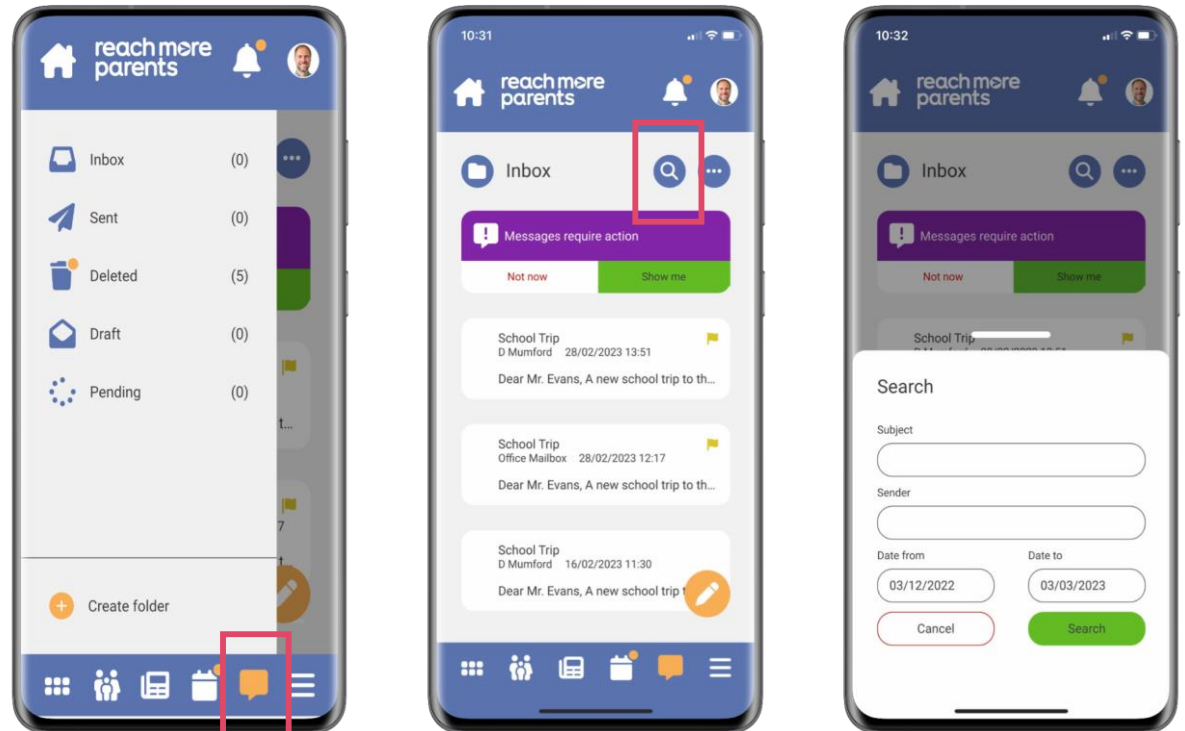
Features

Messages

All letters should appear on the dashboard but also be listed here.

Messages has a search facility, enabling parents to find key messages quickly.

You can create additional folders to store messages in by tapping on the 'Inbox' icon. Tap again to close.



Features

Parent Portal

The Parent Portal enables parents to find child-specific items all in one place such as:

- Report Absence
- Payments
- Forms

