

# Isolation Work

Please find some school activities to do if you are feeling well.

We are really looking forward to seeing you back in school!

Click on the link and it should (!) take you to your year group's page, if not, scroll down. 😊

[Year 3 work](#)

[Year 4 work](#)

[Year 5 work](#)

[Year 6 work](#)

# Year 3

## Daily Tasks:

- 10 minutes of reading
- Spellings

**Activities:** five in a row, find the word in a dictionary, use each word in a sentence, rainbow writing

<b>GREEN</b> the into fix box zip	<b>ORANGE</b> wanted everyone thought more round	<b>BLUE</b> other nothing double enough young
--	---	--

- 10 minutes of **Hit the Button** times tables and number facts practise.

<https://www.topmarks.co.uk/maths-games/hit-the-button>

## English: Free Writing

This week, the whole school is taking part in free writing sessions to produce a piece of writing of your choice. Hopefully you will have some ideas and a plan prepared. If you haven't settled on an idea, have a look at the pictures on this

document for some inspiration. If you are really stuck for an idea, you can use the story generator if you like.

What you write is completely up to you! Think back to the assembly from Miss Noad.

- Fiction
- Non-Fiction
- Poem
- Diary Entry
- Something else?

The writing should take you all of the sessions for next week. Please spend around 45 minutes per day on this. This will also include editing time. We suggest you do this as you go so you can check carefully.


### **Editing Checklist**

- Check your capital letters and full stops
- Dot unfamiliar spellings and check them carefully
- Does your work make sense? Have you missed any words?

We hope you enjoy your writing this week and have fun with your ideas. Please bring your final piece of writing into school when you return.

We are excited to see what you come up with!

## Pictures for Inspiration



## China cuts children's online gaming to one hour

© 30 August



# Story Idea Generator

Your challenge is to write a story using the information below. You need to generate a number between 1 and 6 (you can do this however you like). You will need to do this 4 times to get a **main character**, a **setting**, a **problem** and some **extra information** for your story. If you roll a 6, you can think of something else, choose from the list or roll again.

So you could have: *A boy named Fred living in a Christmas village where it's always night time and dogs are the most intelligent beings.*

From this strange starting point, you have to use your creativity and imagination to write an interesting story!

Good Luck!

Main Character	Setting	Problem	Extra Info
1. Giant	1. Crowthorne	1. Everyone has forgotten how to speak.	1. You're famous.
2. You	2. Christmas Village	2. It's always night time.	2. Phones don't exist.
3. Explorer	3. Desert Island	3. Under attack!	3. You must be wearing a hat.
4. A boy named Fred	4. City	4. Mysterious person arrived	4. The world is in black and white.
5. Villain	5. Another Planet	5. You're trapped in a game.	5. Dogs are the most intelligent beings.
6. Your choice	6. Your choice	6. Your choice	6. Your choice

## Maths: Column Methods and Time

### Subtracting 3-Digit Numbers from 3-Digit Numbers - With Exchanging

LO: to use column subtraction  
Calculate the answer to the following:

$\begin{array}{r} 451 \\ - 218 \\ \hline \\ \hline \end{array}$	$\begin{array}{r} 840 \\ - 525 \\ \hline \\ \hline \end{array}$	$\begin{array}{r} 472 \\ - 238 \\ \hline \\ \hline \end{array}$	$\begin{array}{r} 481 \\ - 323 \\ \hline \\ \hline \end{array}$
$\begin{array}{r} 690 \\ - 526 \\ \hline \\ \hline \end{array}$	$\begin{array}{r} 726 \\ - 419 \\ \hline \\ \hline \end{array}$	$\begin{array}{r} 427 \\ - 233 \\ \hline \\ \hline \end{array}$	$\begin{array}{r} 519 \\ - 450 \\ \hline \\ \hline \end{array}$
$\begin{array}{r} 353 \\ - 136 \\ \hline \\ \hline \end{array}$	$\begin{array}{r} 627 \\ - 258 \\ \hline \\ \hline \end{array}$	$\begin{array}{r} 622 \\ - 394 \\ \hline \\ \hline \end{array}$	$\begin{array}{r} 951 \\ - 652 \\ \hline \\ \hline \end{array}$

Challenge: Complete the following calculations:

$\begin{array}{r} 73\_ \\ - 4\_7 \\ \hline \\ \hline \end{array}$	$\begin{array}{r} \_70 \\ - 29\_ \\ \hline \\ \hline \end{array}$	$\begin{array}{r} \_01 \\ - 4\_8 \\ \hline \\ \hline \end{array}$
---	---	---

# Telling the Time to Half-Past

Underneath each clock, write the time shown.



E.g. 10 minutes past 2.

---




# Telling the Time Half-Past Onwards

Underneath each clock, write the time shown.



E.g. 10 minutes to 2.

---





If you are feeling confident with column subtraction, generate some 3 digit numbers and find the **difference**.

**!! Remember the biggest number must be on top.**

For extra practice with time, play this game on Top Marks

<https://mathsframe.co.uk/en/resources/resource/116/telling-the-time>

# Foundation: Geography and Art

**Geography:** In school, we have started to think about our local area.

**Task 1: Make a circle map/list of all the things that are in Crowthorne.**

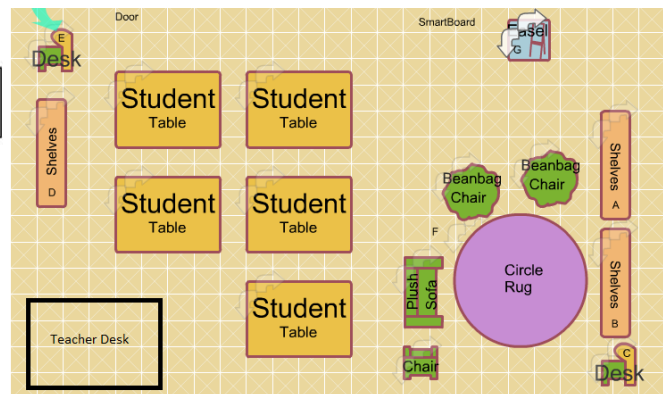
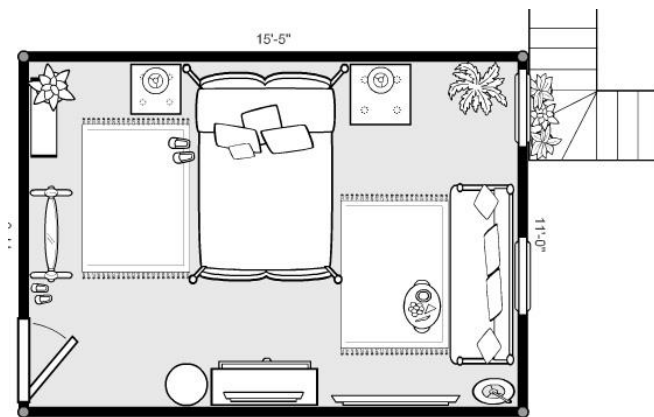
This could be different types of shops, cafes, services, post offices, schools, parks.

**Task 2: What else do you think would be a good addition to Crowthorne?**

**Optional Task: Create a birds-eye view map of a room in your house.**

Think about the map we made of the classroom.

- How will you show different objects from above?
- How big are they?/ How much space do they take up?
- Will you include a key of some sort?



## Art: Pointillism

We are finishing up our topic on Pointillism.

Create your own picture using dots. Coloured pens or pencils will be fine for this task.

Think about:

- How will you create light and dark?
- Will you combine colours to trick the eye?



# Year 4

## Daily Tasks:

- 10 minutes of reading
- Spellings

**Activities (one each day):** speed writing, find the word in a dictionary, use each word in a sentence, rainbow writing

<b>Group 1</b> believe, address, circle, peculiar, actual	<b>Group 2</b> <u>Add 'es' to make a plural.</u> foxes, dishes, classes, potatoes, tomatoes	<b>Group 3</b> something, found, soon, need, still
---	--	--

- 10 minutes of **Hit the Button** times tables and number facts practise.

<https://www.topmarks.co.uk/maths-games/hit-the-button>

## English: Free Writing

This week, the whole school is taking part in free writing sessions to produce a piece of writing of your choice. Hopefully you will have some ideas and a plan prepared. If you haven't settled on an idea, have a look at the pictures on this document for some inspiration.

What you write is completely up to you! Think back to the assembly from Miss Noad.

- Fiction
- Non-Fiction
- Poem
- Diary Entry
- Something else?

The writing should take you all of the sessions for next week. Please spend around 45 minutes per day on this. This will also include editing time. We suggest you do this as you go so you can check carefully.


### **Editing Checklist**

- Check your capital letters and full stops.
- Dot unfamiliar spellings and check them carefully.
- Does your work make sense? Have you missed any words?
- What descriptive language could you include? Even if it is a non-fiction piece, you should include some.
- Can you include some fronted adverbials?
- If it is a story, can you include some correctly punctuated speech?
- Can you include some apostrophes for possession?

We hope you enjoy your writing this week and have fun with your ideas. Please either bring your final piece of writing into school when you return or hand it in on Teams.

We are excited to see what you come up with!

## Pictures for Inspiration



## China cuts children's online gaming to one hour

© 30 August



## Maths – Maths Whizz

Please complete 45 minutes of Maths Whizz each day as this will target the things that you find tricky at the moment!

### Foundation work

For afternoon work, please choose one of the following projects:

#### **History (This is a project that should about 5 hours to complete):**

Research the impact that the Romans had on Britain using either books and / or the internet. You could use this [link](#) to get some ideas of the different aspects you could write about.

Re-write any research into your own words and then produce an information text about your research - try to include a few pictures as well lots of writing.

#### **Science (This is a project that should about 5 hours to complete):**

##### **How many different ways can electricity be generated?**

Research the following and then create an information booklet with these as sub-titles as well as some labelled diagrams:

- What is electricity?
- What are the different ways that electricity is generated?
- How does it get to our homes?
- What are the dangers of electricity?

## Year 5

### Daily tasks:

- 10 minutes of reading.
- Spelling activity. This week's spellings are homophones.  
Day 1- Write down spellings in joined-up handwriting and look up definitions in a dictionary.

Day 2- Create pictures to help you remember the different spellings and meanings.

Day 3- Stair steps x 3.

Day 4- Spelling sentences.

There	To	Your
Their	Too	You're
They're	Two	

- Times Table Practise- 10 minutes.

<https://www.topmarks.co.uk/maths-games/hit-the-button>

### English: Free Writing

This week, the whole school is taking part in free writing sessions to produce a piece of writing of your choice. Hopefully you will have some ideas and a plan prepared. If you haven't settled on an idea, have a look at the pictures on this document for some inspiration.

What you write is completely up to you! Think back to the assembly from Miss Noad.

- Fiction
- Non-Fiction
- Poem
- Diary Entry



- Something else?

The writing should take you all of the sessions for next week. Please spend around 1 hour per day on this. This will also include editing time. We suggest you do this as you go so you can check carefully.


### **Editing Checklist**

- Check your capital letters and full stops.
- Dot unfamiliar spellings and check them carefully in a dictionary.
- Does your work make sense? Have you missed any words?
- What descriptive language could you include? Even if it is a non-fiction piece, you should include some.
- Can you include some fronted adverbials or cohesive devices?
- Have you included examples of interesting vocabulary? Remember to use a thesaurus to help improve your language.
- If it is a story, can you include some correctly punctuated speech?
- Can you include some apostrophes for possession?
- Have you extended your sentences with conjunctions or relative clauses?
- Could you include any examples of commas for parenthesis?

We hope you enjoy your writing this week and have fun with your ideas. Please either bring your final piece of writing into school when you return or hand it in on Teams.

We are really looking forward to seeing what you come up with.

## Pictures for Inspiration



## China cuts children's online gaming to one hour

© 30 August



## **Maths – Maths Whizz**

Please complete at least 45 minutes of Maths Whizz each day as this will target the things that you find tricky at the moment!

### **Foundation work:**

Have a look at the four different activities below. You can choose which activities you complete but you should be spending at least 45 minutes a day on your afternoon activity. You may spend the whole week on 1 activity that you are completing in lots of detail or you may complete all 4. Please bring your work in to school when you are next in.

#### Activity 1: Hinduism

##### **Hindu Diwali Celebration Food**

At the beginning of next half term we will be learning about Diwali. Research and plan a Diwali Celebration Feast. Prepare an illustrated menu for your feast.

#### Activity 2: Forces

##### **Electrical Force**

Where does the electricity in your house come from? How does it get to your home?

Present your explanation in a format of your choice.

#### Activity 3: Space

##### **Planet Facts book**

Research and create a fact book about one of the planets in our solar system. You may even be able to spot it at night!

#### Activity 4: Geography

##### **Mapping**

Draw a map of an imaginary island. Illustrate your map with symbols of the features that you might find on your island. For example, the island could have a mountain, forest, roads, river and at least one settlement.

Don't forget the key!

## Year 6

### **Daily tasks:**

#### Reading

10 minutes of reading.

#### Spellings

Spelling activity. This week's spellings are revision from your half termly spellings.

Day 1- Write down 10 spellings of your choice in joined-up handwriting and look up definitions in a dictionary.

Day 2- Create pictures to help you remember 10 of the different spellings and meanings.

Day 3- Stair steps x 3 using ten spellings of your choice.

Day 4 – Hangman with a partner.

#### Nessy

If your child is signed up to Nessy, please also complete 10 minutes on this per day.

## Group 1)

Autumn 1 – (tious/cious, sounds like el, ent to  
ency)

Ambitious  
Cautious  
**Conscious**  
Delicious  
Fictitious  
Infectious  
malicious  
nutritious  
precious  
superstitious  
suspicious  
unconscious  
vicious  
Official  
  
Special  
Artificial  
Partial  
Confidential  
Essential  
Torrential  
Substantial  
Initial  
Facial  
Commercial  
Financial  
Palatial  
Innocent/innocence  
Decent/decency  
Excellent/excellence  
Confident/confidence  
Existent/existence

## Group 2)

Autumn 1 – (y not at the beginning of a word, ou,  
prefixes)

Pyramid  
Mystery  
Symbol  
Myth  
Gym  
Mysterious  
**Group**  
**Thought**  
**Thorough**  
Young  
Touch  
Double  
Country  
Cousin  
**Disappear**  
Disappoint  
Disagree  
Disobey  
Misbehave  
Misspell  
Incorrect  
Invisible  
Incorrect  
Immature  
Impossible

## Grammar:

In class we have been revising word classes. We are revising adverbs and adverbials. Work through the activities on BBC Bitesize:

<https://www.bbc.co.uk/bitesize/articles/zv73bdm>

<https://www.bbc.co.uk/bitesize/topics/zwwp8mn/articles/zp937p3>

## **English: Free Writing**

This week, the whole school is taking part in free writing sessions to produce a piece of writing of your choice. Hopefully you will have some ideas and a plan prepared. If you haven't settled on an idea, have a look at the pictures on the following webpage: <https://www.literacyshed.com/the-images-shed.html>

What you write is completely up to you! Think back to the assembly from Miss Noad.

- Fiction
- Non-Fiction
- Poem
- Diary Entry

The writing should take you all of the sessions for next week. Please spend around 1 hour per day on this. This will also include editing time. We suggest you do this as you go so you can check carefully.

### **Editing Checklist**

- Check your capital letters and full stops.
- Dot unfamiliar spellings and check them carefully in a dictionary.
- Does your work make sense? Have you missed any words?
- What descriptive language could you include? Even if it is a non-fiction piece, you should include some.
- Can you include some fronted adverbials or cohesive devices?

- Have you included examples of interesting vocabulary? Remember to use a thesaurus to help improve your language.
- If it is a story, can you include some correctly punctuated speech?
- Can you include some apostrophes for possession?
- Have you extended your sentences with conjunctions or relative clauses?
- Could you include any examples of commas for parenthesis?

Extra challenge: Can you use a ; or : to separate clauses?

## **Maths – Maths Whizz**

Please complete at least 45 minutes of Maths Whizz each day as this will target the things that you find tricky at the moment!

## **Foundation work:**

Complete one activity each day you are absent. You should spend at least 45 minutes to one hour on each task. For the Science tasks, you must complete the classification activity FIRST.

### 1) RE

In RE, we have been studying the Islamic religion. Create an information page or set of detailed instructions for students to explain how to handle the Quran. These must be eye-catching for the reader and explain in clear steps how the holy book should be handled.

### 2) History

In History, we have learnt about the Shang Dynasty. Research Shang Dynasty battle strategies. How were the Shangs such fearsome warriors?


The website BBC Bitesize may be a good starting point.

<https://www.bbc.co.uk/bitesize/topics/z39j2hv/articles/z98w4qt>

Once you have researched their strategies, design and annotate a new weapon that they could use to defeat even their most fearsome opponents. This weapon must be detailed and include an explanation how it would be used.







### Additional Science

The world is made up on several different organisms and some of them are really strange! Choose a strange creature (can be plant or animal) and create a detailed fact book/fact file about it to inform an adult reader.

You should consider the following:

All about it (what makes it strange)

Classification

Size and Appearance

Habitat

Diet and Nutrition

Examples you may wish to choose from:

Sloth, Dumbo Octopus, Naked Mole Rat, Dugong, Lamprey, Yeti Crab