

2019 Keystage 2 Performance Data



Overview of attainment – KS2

	Maths		Reading		Writing (TA)	
	Sch.	Nat.	Sch.	Nat.	Sch.	Nat.
Scaled score 100+ (EXS/GDS in writing)	87%	79%	76%	73%	81%	78%
High scaled score ¹ (GDS in writing)	27%	27%	21%	27%	22%	20%
Male	90%	78%	77%	69%	79%	72%
Female	83%	79%	75%	78%	83%	85%
Disadvantaged ²	66%		66%		66%	

¹ High scaled score calculated to be 110 and above

² Nine disadvantaged children in cohort

Progress score in reading, writing and maths

Reading

Average

-0.6

Writing

Average

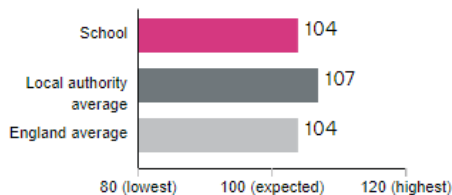
0

Maths

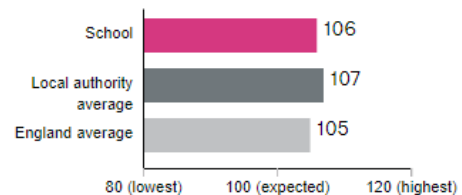
Average

0.4

Average score in reading

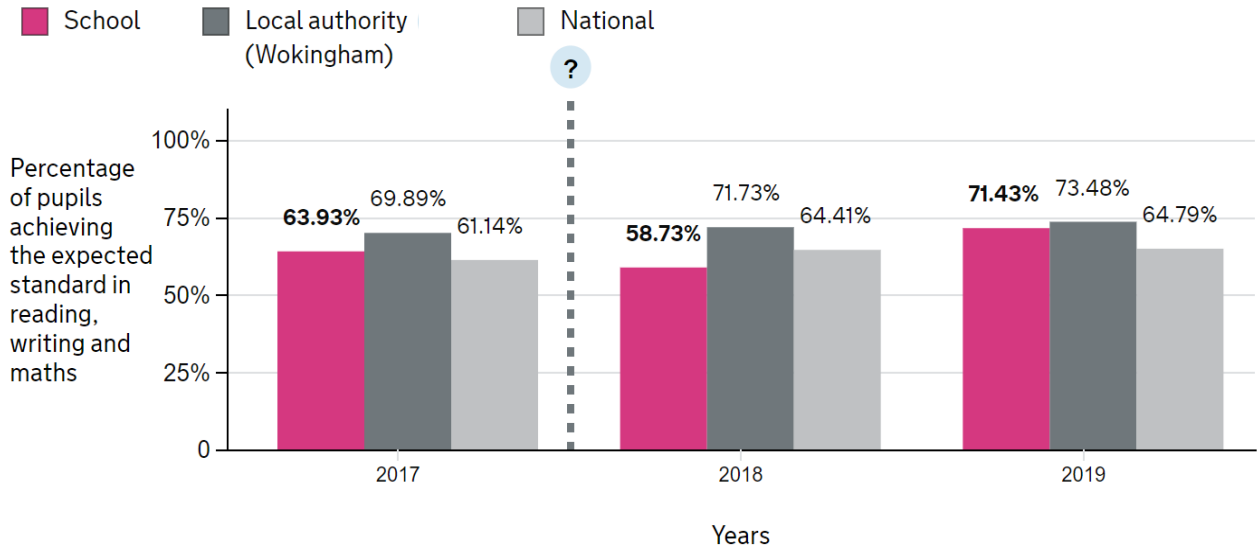


Average score in maths



Percentage of Pupils achieving the expected standard in reading, writing and maths

Number of pupils in 2017 = 61
 Number of pupils in 2018 = 63
 Number of pupils in 2019 = 63



Percentage of Pupils achieving Greater Depth in reading, writing and maths

Number of pupils in 2017 = 61
 Number of pupils in 2018 = 63
 Number of pupils in 2019 = 63

