

Parent Questionnaire – 2018 Results

Thank you so much to those of you who completed the parent questionnaires that we sent out in April. We have been busy analysing the results and these have now been through the formal process of being fed back to the School and Community Committee of the Governing Body. We are now able to share the results with you and advise you of the actions we are taking as a result.

We were very disappointed to receive only 46 responses this year compared to 83 responses last year and 64 in 2016. As with any survey, the greater the response rate, the more reliable the results are so unfortunately, it has made the task of comparing results to previous years much more difficult and unreliable. With a school population of approximately 256 pupils and only 46 responses, we made the decision this year to focus primarily on the qualitative results (your written comments) as opposed to the quantitative results (the main body of the survey).

As per previous years we have turned the qualitative responses into quantitative results so that we can better understand any trends.

Clearly, one of our main focus points for next year will be to improve the response rate and we would welcome any thoughts you have on this issue.

1. Results of the Individual Questions

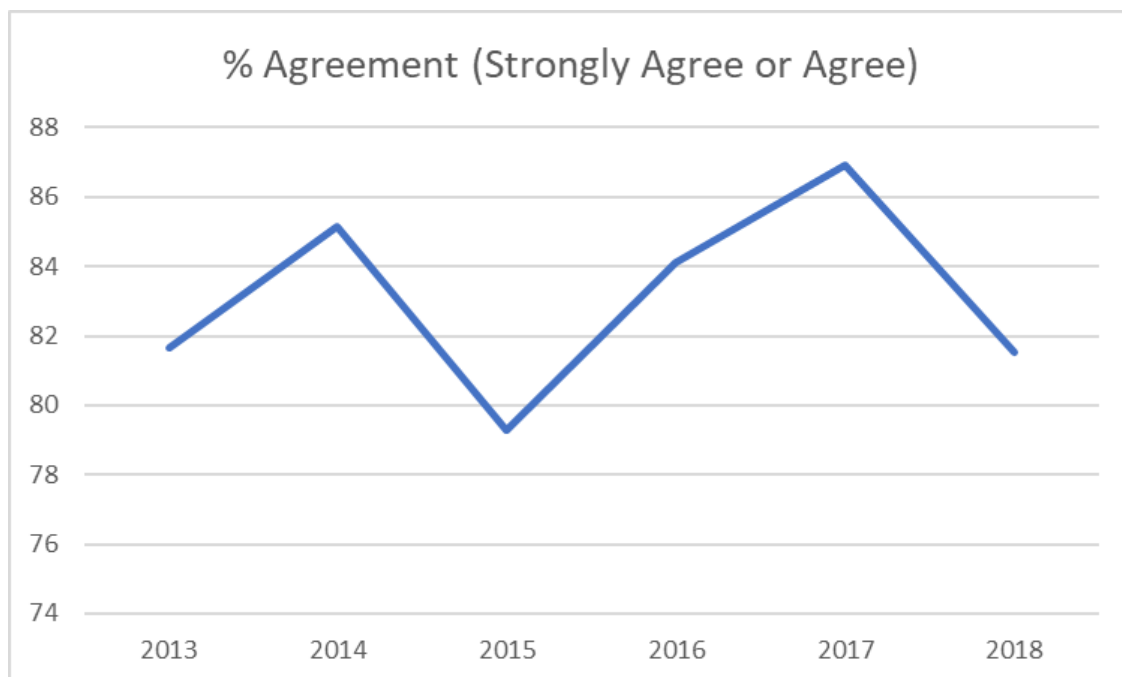
Please find the results set out below by question and by the percentage response. Please note that the percentages may not add up to 100% (due to rounding).

		% Strongly Agree	% Agree	%Disagree	% Strongly Disagree	% Neither Agree nor Disagree	% overall in Agreement	% Overall Disagreement	% Other
1	My child enjoys attending Oaklands Junior School.	46%	48%	0%	2%	4%	93%	2%	4%
2	I believe my child is safe at this school	41%	54%	0%	2%	2%	96%	2%	2%
3	My child is well looked after at this school.	41%	50%	2%	0%	7%	91%	2%	7%
4	I believe there is a respectful and trustworthy relationship between pupils and staff.	50%	41%	0%	0%	9%	91%	0%	9%
5	This school encourages my child to take personal responsibility.	35%	57%	0%	0%	9%	91%	0%	9%
6	The quality of teaching at this school is of a high standard.	28%	46%	7%	0%	20%	74%	7%	20%
7	My child is encouraged to work to his/her full potential.	30%	50%	7%	0%	13%	80%	7%	13%
8	My child makes good progress at this school	22%	59%	9%	0%	11%	80%	9%	11%
9	The school environment is attractive and well-resourced.	24%	57%	0%	0%	20%	80%	0%	20%

		% Strongly Agree	% Agree	%Disagree	% Strongly Disagree	% Neither Agree nor Disagree	% overall in Agreement	% Overall Disagreement	% Other
10	The school offers a broad and balanced curriculum.	28%	61%	2%	0%	9%	89%	2%	9%
11	Children at this school are offered a good range of extra-curricular activities.	39%	43%	2%	0%	15%	83%	2%	15%
12	I am given good advice by this school so that I am able to support my child's education.	24%	52%	9%	4%	11%	76%	13%	11%
13	The information evenings offered at the school help me to support my child's learning.	24%	48%	9%	2%	17%	72%	11%	17%
14	My child receives appropriate homework for their age and ability	15%	57%	13%	4%	11%	72%	17%	11%
15	I am kept well informed about my child's progress through consultation evenings, reports and informal conversations.	35%	39%	11%	0%	15%	74%	11%	15%
16	The school offers an "open door" policy so that any concerns I have are dealt with immediately.	35%	46%	0%	2%	17%	80%	2%	17%
17	I am happy with the amount, frequency and content of communication from school.	24%	54%	4%	9%	9%	78%	13%	9%
18	This school ensures pupils are well behaved	28%	63%	4%	0%	4%	91%	4%	4%
19	Parental involvement in the school is encouraged.	28%	57%	2%	2%	11%	85%	4%	11%
20	I think this school enjoys a good reputation within the local community.	30%	52%	2%	0%	15%	83%	2%	15%
21	There is a strong sense of community within this school	28%	54%	0%	0%	17%	83%	0%	17%
22	This school is managed effectively and is well led.	33%	39%	7%	7%	15%	72%	13%	15%
23	I am aware that the school is working towards thinking school accreditation	26%	59%	4%	2%	9%	85%	7%	9%
24	I have been given enough information to understand how becoming a thinking school will help my child	13%	41%	20%	4%	22%	54%	24%	22%
25	I would recommend this school to prospective parents.	48%	37%	4%	0%	11%	85%	4%	11%

2. Comparison to Previous Results

We have reviewed this year's results to previous years, in terms of the % overall agreement:

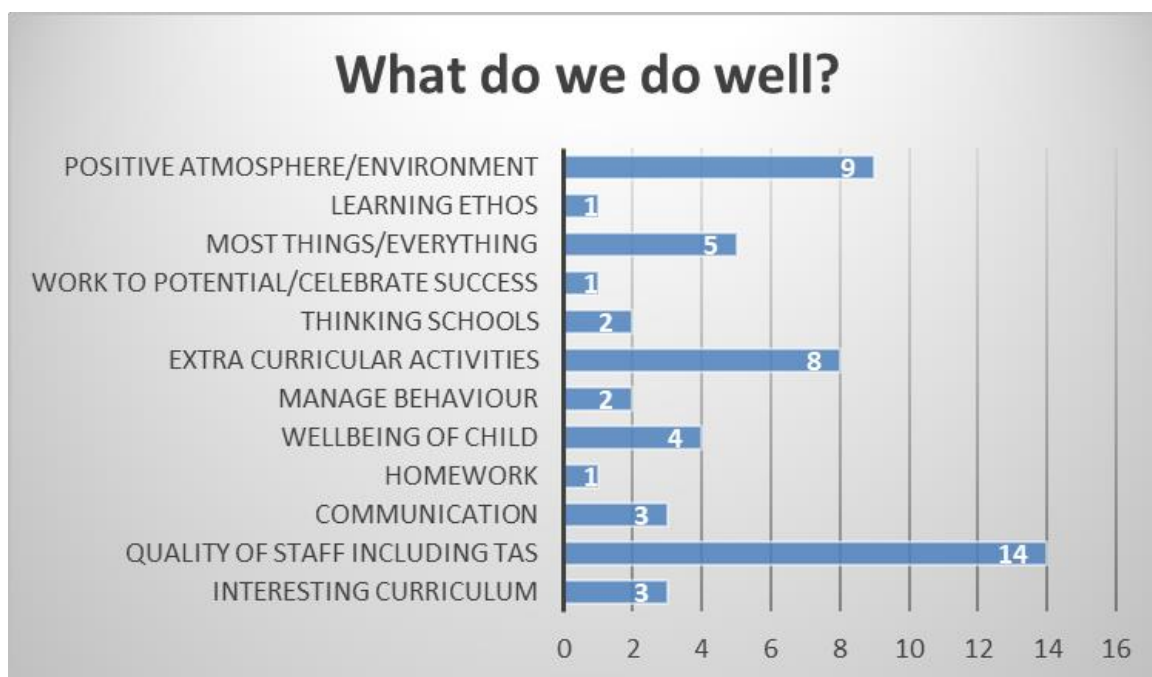


As you can see, this year's results are disappointing compared to previous years, however, we believe that this is strongly influenced by the small sample size. We have therefore focused our attention on the written comments below.

3. Result of the Written Comments

What do we do well?

From the written comments, we have captured:



4. What we are pleased about?

We are really pleased that so many of you praised the teaching staff including the TAs. Clearly, good teaching is the bedrock of any school and we pride ourselves in the quality of teaching we provide at Oaklands. The positive learning environment that is provided by the school also received recognition, as did the respect that exists between pupils and staff.

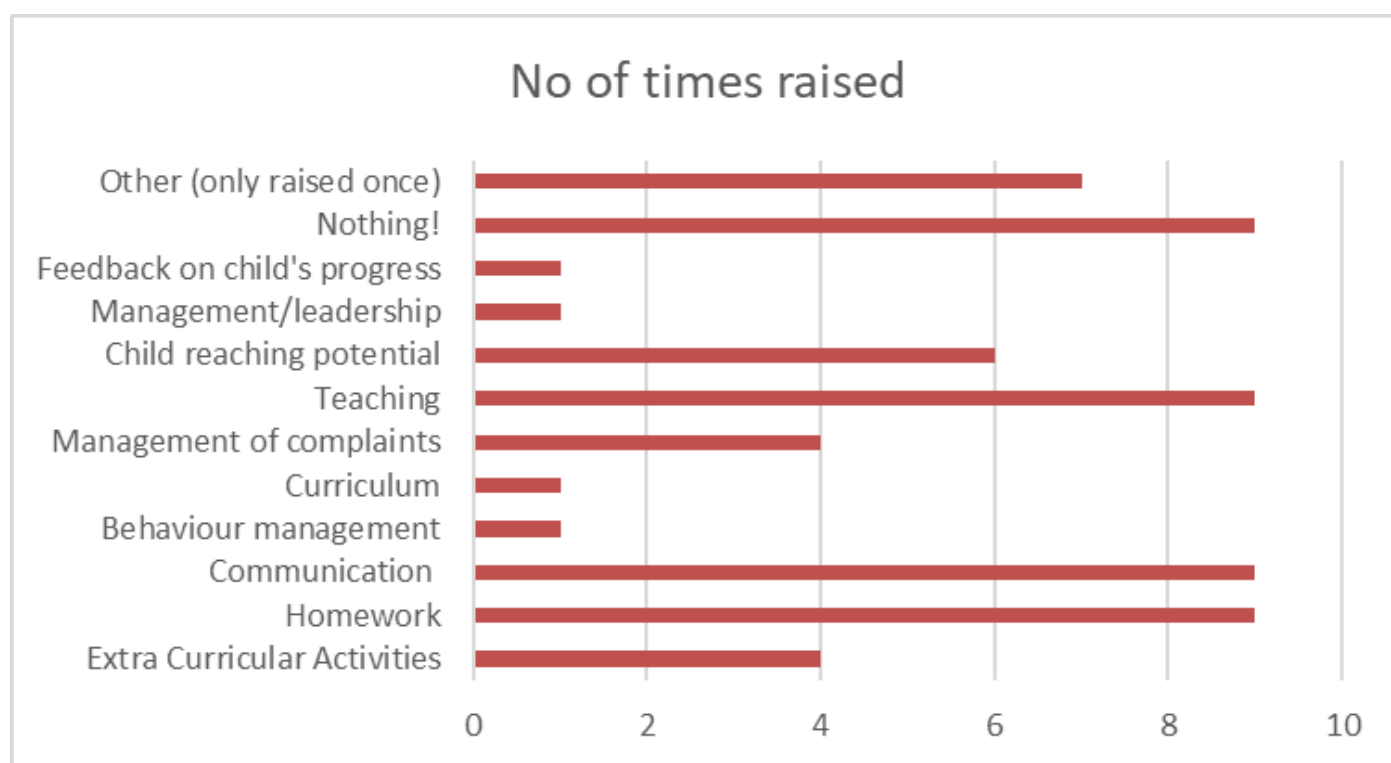
We are also delighted that our Thinking Schools message is being heard and we will continue to embed our Thinking Schools philosophy in everything that we do.

The recognition that you give to the extra-curricular activities that we provide is also greatly appreciated, as many staff give up their own time to provide these opportunities for pupils.

5. What could we do better?

Whilst we are clearly delighted that there are many things you think we do well, as a school we are also keen to hear what you think we could do better. Where we can, we will take action to make improvements to the school.

Again, in terms of the written comments, we have captured these in a graph:



6. The Biggest Concerns and What We will Do

- **Homework Grids** – clearly not working for some parents with suggestions made e.g. more worksheets. SLT will take all comments on board for next year, although the whole purpose of these grids was to be more creative in line with our Thinking Schools approach. SLT will regularly review content in all year groups.
- **Quality of Teaching** - some concerns raised, even though the quality of staff was highlighted as an area of success. Concern was raised about consistency between teachers and job shares. French was also a concern for three parents. SLT observe lessons with some rigour.

Regular training is given in-house as well as externally. The quality of teaching is regularly good to outstanding but we have taken on board your comments and consistency will be an area for improvement. Consistency in the award of merits and effort grades will also be addressed.

- **Management of Complaints** – some parents felt their complaint was not dealt with effectively. We would advise anyone not happy, to follow the complaints procedure but only when they have spoken to the teacher, team leader, deputy, headteacher (in that order) and still have concerns. Your complaint will then be investigated by the governors.
- **Children Reaching Potential/More Differentiation** – There is a range of differentiation in all lessons, plus special events. Many children are invited to attend events outside of school to extend their learning during the school day, sometimes aimed at their own expertise or aspirations. Further opportunities will be explored.
- **Communication** – timeliness, frequency and media used. We constantly review how we can improve as this is always difficult when personal preference is involved; communication to some is too much but to others it is too little. Timeliness is something that we will try to improve, where at all possible. At present we have our dates in letters, reminders, on our website, news updates, curriculum booklets, autumn, spring and summer newsletters but further opportunities will be investigated. Reminder texts were requested - this already takes place for some school events e.g. sports, but we prefer to use these for more urgent communication.
- **Introduce a Yoga Club** (already at the Infants) – this was investigated by the school, long before the publication of this survey and was found to be not viable as the infant teacher is only able to teach infants but we have had one of our former parents run a few yoga sessions with our Y6s before SATs that they found very useful, so this may be an option for the future.
- **Year 4/5 Play** - some parents felt that Ufton Court impacted. SLT, again before the publication of this survey, have already been discussing an alternative to a play. More details will follow next year and timing will be reviewed.

Recommended Actions

- **Teaching of French** - Teachers will be teaching their own French next year, according to year group expertise, with of course further training being given.
- **Teachers in the Playground** – Teachers will try to be more available next year when at all possible, taking into account clubs, twilight training, meetings with visitors or other engagements
- **Spelling Grids** – Already reviewed and found to be a success for the vast majority of children. A greater number of children are making accelerated progress with learning their key spellings which has been shown on percentage achievement when re-tested.
- **Homework Marking/Timing** – This will be reviewed and more information will be available at Parent Forums next year, which will include an explanation of peer assessment. Staff will aim to improve on meeting deadlines for marking and return.

7. Summary

On the whole, we are pleased with the results of the parent questionnaire but we are disappointed that we had so few responses. We hope that this document has captured effectively those views that were expressed and what we are doing as a result. Obviously, there are a number of different issues that have been raised in the questionnaire and to cover all of them in this document is not feasible. Please rest assured that all the comments have been shared and actions will be taken where possible. Thanks again, we really do appreciate you sharing your views with us.